

# StudioComm

Model 60A Central Controller / Model 61 Control Console

## Routing, Monitoring & Communications for Digital Audio Workstations

The Model 60A Central Controller and the Model 61 Control Console are part of the StudioComm family of products. Designed as a cost-effective, flexible system, the Model 60A and Model 61 provide the most commonly asked for features in a compact, easy-to-use package. This StudioComm system is ideal for audio production facilities that require flexible monitoring, routing, and communications. Model 60A and Model 61 features include control room monitoring, dub (copy) output, integrated headphone cue system, and auxiliary switcher. With these features, this StudioComm system can dramatically increase production efficiency in disk-based recording and editing facilities. A wide range of other specialized audio applications can also be supported. A complete system consists of a rack-mounted central controller and a desktop control console.



### Key Features:

- Four stereo inputs
- Two stereo outputs
- Talkback with built-in mic
- Downmix

## Model 60A Central Controller

The single rack-space Model 60A contains the main StudioComm electronics. It is intended to be located in an equipment rack adjacent to the audio work area. The back panel provides standard connectors to interface audio input and output signals. The front panel contains many of the operating switches and controls.


## Model 61 Control Console

The Model 61 is a compact “command center” providing the most frequently used operator functions. It is designed to be placed at the main audio work surface, giving personnel rapid, fingertip adjustment of the control room level and access to the monaural and headphone cue functions. For convenient wide-range voice pickup an electret condenser microphone is located near the top of the console. A 5-conductor MIDI-style cable links the Model 61 with the Model 60A Central Controller.

### Four Stereo Line Inputs

The analog audio outputs of digital audio workstations, DAT recorders, video editing equipment, CD players, cassette decks, or virtually any analog source can be connected to the Model 60A's line inputs. The inputs accept balanced or unbalanced signals, and can be individually configured for either -10 dBv or +4 dBu operating levels. Each input can also be configured to accept a stereo or mono signal.





## Control Room Output

A stereo output is provided for connection to the loudspeaker system. The output is electronically balanced and designed for connection to audio power amplifiers or amplified loudspeakers. Switches on the front panel of the Model 60A Central Controller allow selection of one or more of the four input signals. A smooth-feeling rotary control on the Model 61 Control Console allows the control room level to be adjusted. As a production or mixing aid, the Model 61 also contains a button that activates the control room monaural (L+R) function. For broadcast or other special application, an external switch or contact closure can be connected to the Model 60A, allowing the control room output to be muted as required. An LED indicator on the Model 60A's front panel lights whenever mute is active.

## Headphone Cue System

A full-featured stereo headphone cue system is provided, allowing one or two pairs of headphones to be connected. The resulting output signal is very loud, and very “clean.” The Model 60A contains two headphone jacks, one on the front panel and one on the back panel. Each has an independent driver circuit allowing flexibility during installation and operation. A switch on the Model 60A's front panel selects the headphone source—either the source selected for the control room output or the source selected for the dub output. A rotary control on the Model 60A sets the output level. The sonic quality of the headphone outputs is such that they could be used as additional line-level outputs if required.

The Model 61 Control Console contains a microphone and associated push button switch, allowing voice cues to be sent to the headphone output. A rotary trim control on the Model 60A's front panel allows adjustment of the cue signal level. A switch selects whether the cue signal interrupts (replaces) the program audio, or sums (adds) the cue signal to the program audio. The control room output level automatically reduces (“dims”) whenever cue is active.

## Dub Output

A stereo line-level output is provided to support dubbing (copying), routing, or other specialized applications. Switches on the front panel of the Model 60A Central Controller allow selection of one or more of the input signals as the dub source. For flexibility, a rotary control allows the nominal output level to be adjusted. Turned fully clockwise the output is set for +4 dBu, with a calibration mark also shown for a nominal -10 dBv output.

## Auxiliary Switcher

The auxiliary switcher section allows a variety of installer-implemented functions to be created. Entirely passive, with no active electronics, stereo, balanced or unbalanced, signals can be connected. This allows a wide range of input and output routing applications to be implemented. As an example, the Model 60A's auxiliary switcher section can be used to implement a 1-input/3-output source selector. Used in conjunction with the Model 60A's control room output, it would allow selection of up to three sets of control room loudspeakers. The auxiliary switcher could also be used as a 3-input/1-output source selector.

---

## Specifications

### Model 60A Central Controller

**Audio Inputs:** 4, stereo

**Type:** electronically balanced, direct coupled, compatible with balanced or unbalanced signals

**Impedance:** 24 k ohms

**Nominal Input Level:** -10 dBv or +4 dBu, each input individually configurable

**Common Mode Rejection:** 100 dB @ DC and 60 Hz, 70 dB @ 20 kHz, 62 dB @ 40 kHz (typical)

**Control Room Output:** 1, stereo

**Type:** electronically balanced, intended to drive loads of 600 ohms or greater, balanced or unbalanced

**Output Level (input source at nominal level):**

-68 dBu at 0% rotation (fully counterclockwise),

-50 dBu at 25% rotation,

-32 dBu at 50% rotation,

-14 dBu at 75% rotation,

+4 dBu at 100% rotation (fully clockwise)

**Maximum Output Level:** +27 dBu into 10 k ohms, +26 dBu into 600 ohms

**Frequency Response:** 10 Hz-40 kHz +0/-0.5 dB

**Distortion (THD+N):** 0.02% (measured at 1 kHz)

**S/N Ratio:** 87 dB (20 Hz-20 kHz, ref. +4 dBu output)

**Mono:** (L+R) -6 dB (voltage) to both left and right outputs

**Mute:** output level drops to 90 dBu upon application of contact closure. Contact closure must be capable of handling 7 mA at 15 volts DC.

**Dim:** output level drops approximately 18 dB when cue (talk to phones) active

**Dub Output:** 1, stereo

**Type:** electronically balanced, intended to drive balanced or unbalanced loads of 600 ohms or greater

**Nominal Output Level:** +4 dBu, adjustable +0/-∞ dB

**Maximum Output Level:** + 27 dBu into 10 k ohms, +26 dBu into 600 ohms

**Frequency Response:** 10 Hz-40 kHz +0/-0.25 dB

**Distortion (THD+N):** 0.005% (measured at 1 kHz)

**S/N Ratio:** 90 dB (20 Hz-20 kHz, ref. +4 dBu)

**Headphone Output:** 2, each jack (front and back) has separate output circuit

**Compatibility:** each output intended for connection to headphones with impedance of 100 ohms or greater

**Maximum Voltage:** 8 Vpp, 100 ohm load

**Auxiliary Switcher:**

**Applications:** numerous, including 1-in/3-out or 3-in/1-out switcher function

**Switching:** passive (no electronics in signal path)

**Nominal Operating Level:** not specified

**Contact Material:** silver

**Contact Rating:** 0.1 A, 30 V, maximum

**Life:** 10,000 operations per switch position

**Connectors:**

**Audio and Control:** ¼-inch, 3-conductor phone jacks

**AC Mains:** standard 3-blade plug, meets IEC 320 specifications

**Fusing:** 1

**Type:** 5 x 20 mm time lag (Littelfuse 218-series or equivalent)

**Rating:** 0.2 A for 100 and 120 V mains power, 0.1 A for 220/240 V mains power

**LED Indicators:** 2, power present and control room mute

**AC Mains Requirement:**

100, 120, or 220/240 V, ±10%, factory configured, 50/60 Hz, 100-120 V 0.2 A maximum, 220/240 V 0.1 A maximum

**Dimensions (Overall):**

19.00 inches wide (48.3 cm)

1.72 inches high (4.4 cm)

6.65 inches deep (16.9 cm)

**Mounting:** one space in a standard 19-inch (48.3 cm) rack

**Weight:** 6.5 pounds (3.0 kg)

### Model 61 Control Console

**Power Requirements:** provided by Model 60A Central Controller

**Interconnection:** 5-conductor MIDI-style cable, 10-foot (3.1 m) cable supplied, maximum length 50 feet (15.3 m)

**Internal Microphone:**

**Type:** electret condenser

**Frequency Response:** 3 dB roll off at 200 Hz

**LED Indicators:** 2, mono active and cue (talk to phones) active

**Dimensions (Overall):**

3.2 inches wide (8.1 cm)

2.2 inches high (5.6 cm)

4.1 inches deep (10.4 cm)

**Mounting:** desktop

**Weight:** 0.8 pounds (0.4 kg)

Specifications subject to change without notice.

---

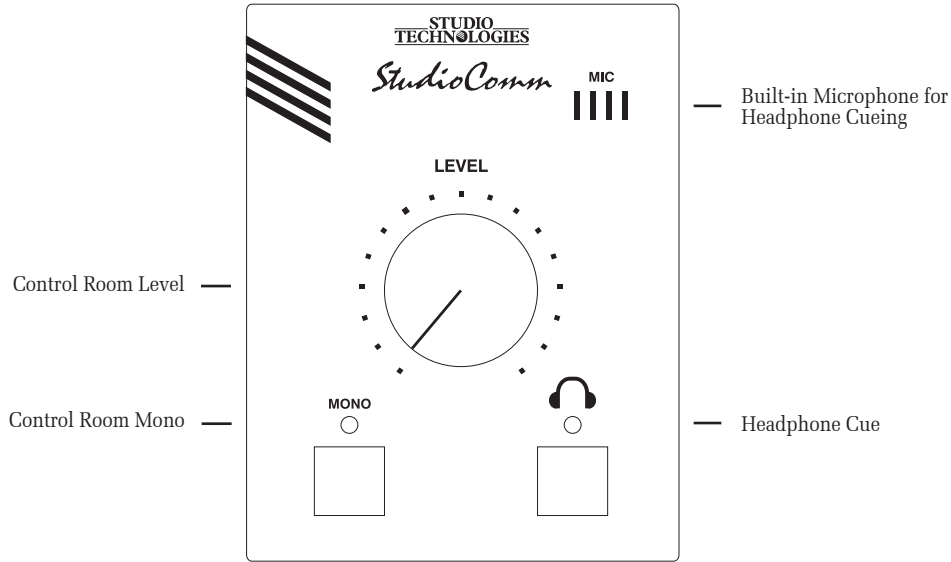
**Studio Technologies, Inc.**

Skokie, Illinois USA

+1 847-676-9177

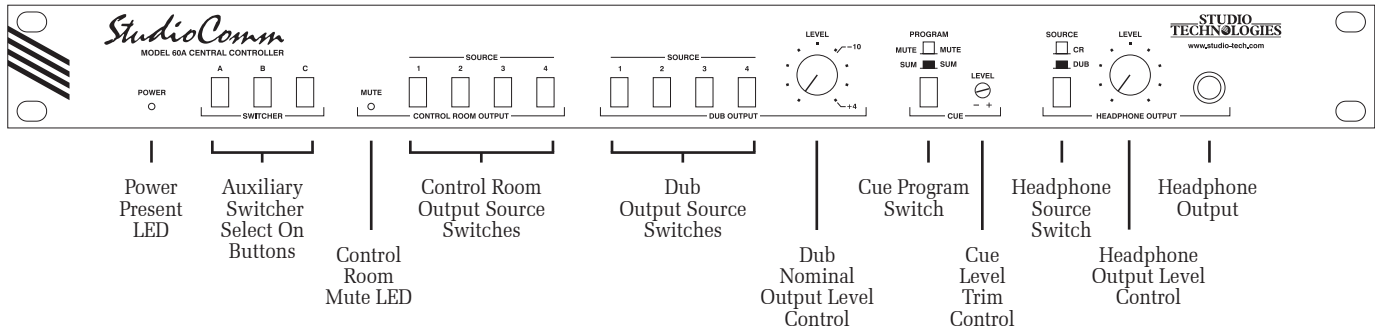
© by Studio Technologies, Inc., June 2003

[www.studio-tech.com](http://www.studio-tech.com)



**Model 61 Control Console Front Panel**

**Model 60A Central Controller Front Panel**



**Model 60A Central Controller Back Panel**

