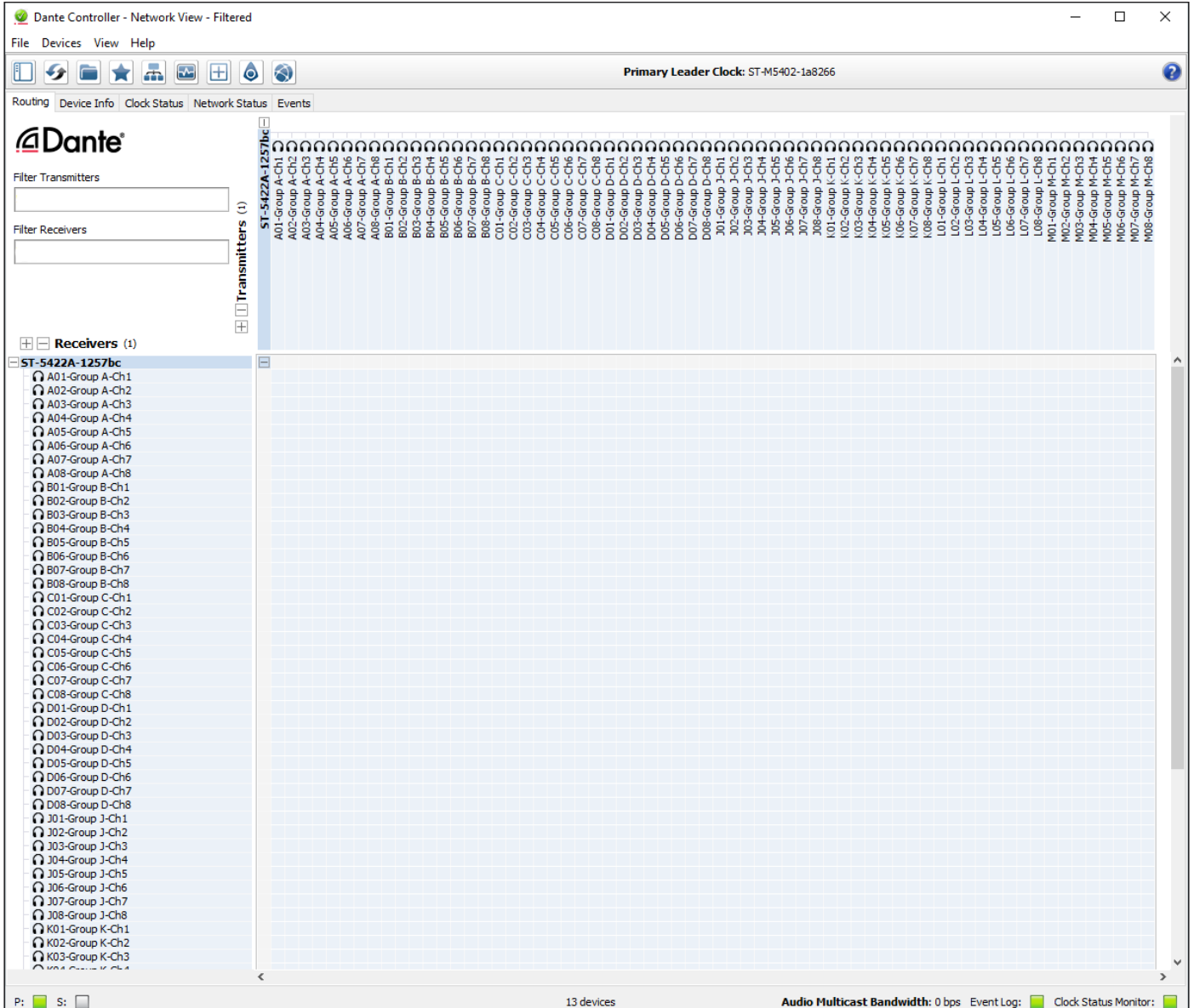


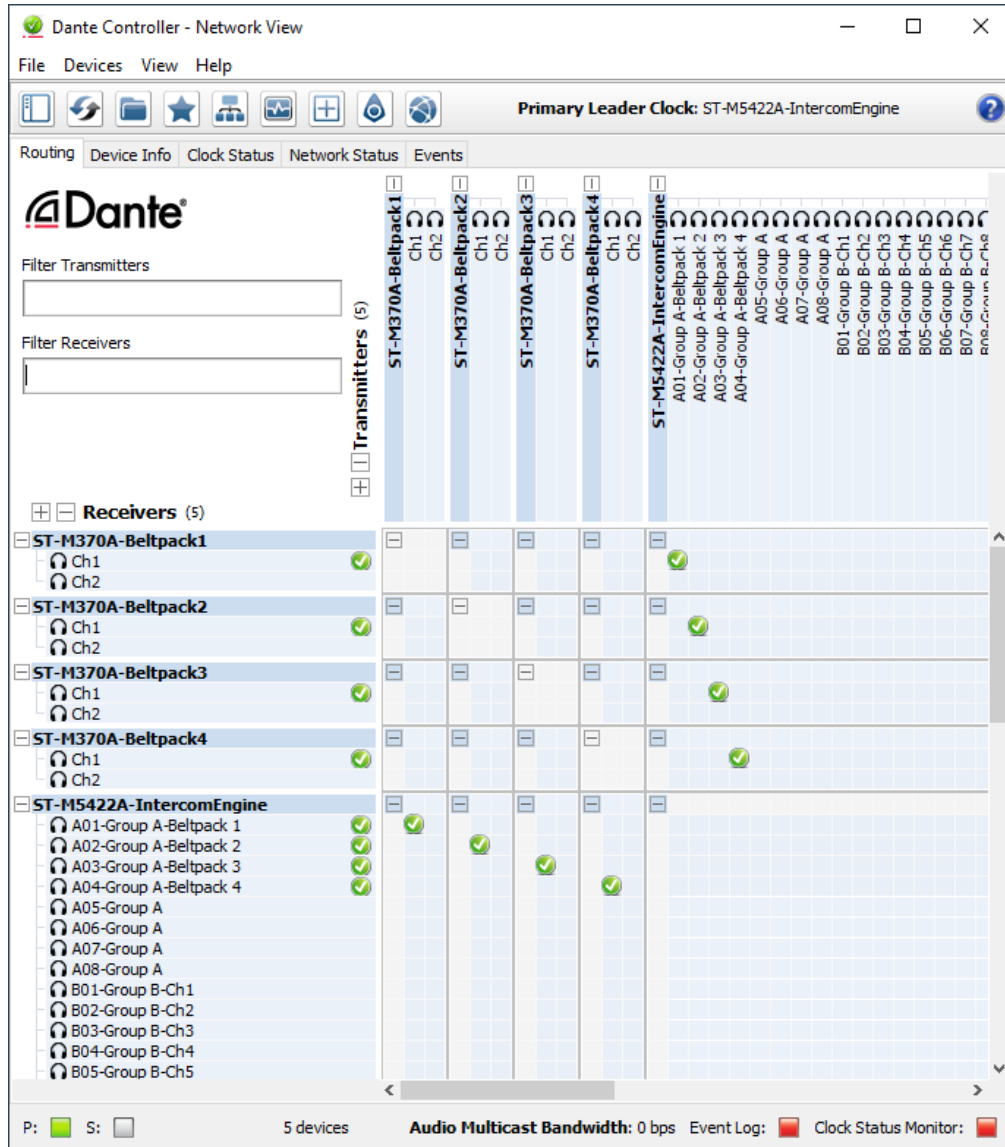


# Model 5422A Dante® Intercom Audio Engine Example Dante Controller Routing Screen Images



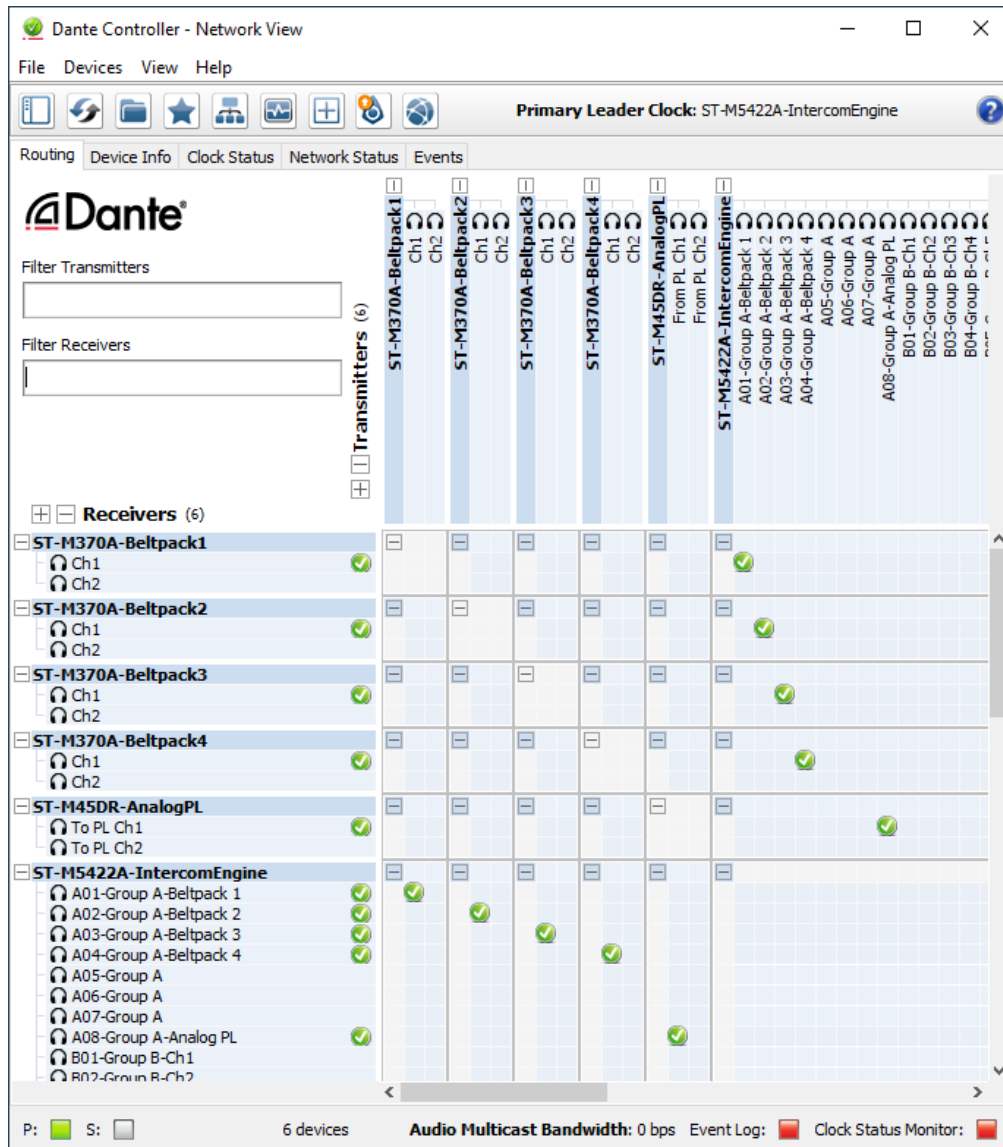
Model 5422A Example Dante Controller Routing Screen in Default Configuration Settings

# Model 5422A Example Dante Controller Routing Screen Images



Model 5422A Example Dante Controller Routing Screen showing Four Model 370A Intercom Beltpacks

# Model 5422A Example Dante Controller Routing Screen Images



Model 5422A Example Dante Controller Routing Screen showing Four Model 370A Intercom Beltpacks and One Model 45DR Intercom Interface

# Model 5422A Example Dante Controller Routing Screen Images

**Routing**

Filter Transmitters  
5422

Filter Receivers  
5422

Transmitters (1)  
ST-5422A-8f8945

Receivers (1)  
ST-5422A-8f8945

Device Info	A01-IFB1 Pgm+Int-IFB1	A02-IFB1 Non Int-IFB1	A03-IFB2 Pgm+Int-IFB2	A04-IFB2 Non Int-IFB2	A05-IFB3 Pgm+Int-IFB3	A06-IFB3 Non Int-IFB3	A07-IFB4 Pgm+Int-IFB4	A08-IFB4 Non Int-IFB4	B01-IFB1 Pgm+Int-IFB1	B02-IFB1 Non Int-IFB1	B03-IFB1-(Not Used)	B04-IFB1-(Not Used)	B05-IFB2 Pgm+Int-IFB2	B06-IFB2 Non Int-IFB2	B07-IFB2-(Not Used)	B08-IFB2-(Not Used)
ST-5422A-8f8945	1															
A01-IFB1 Int In-IFB1																
A02-IFB1 Pgm In-IFB1																
A03-IFB2 Int In-IFB2																
A04-IFB2 Pgm In-IFB2																
A05-IFB3 Int In-IFB3																
A06-IFB3 Pgm In-IFB3																
A07-IFB4 Int In-IFB4																
A08-IFB4 Pgm In-IFB4																
B01-IFB1 Int In 1-IFB1																
B02-IFB1 Int In 2-IFB1																
B03-IFB1 Int In 3-IFB1																
B04-IFB1 Pgm In-IFB1																
B05-IFB2 Int In 1-IFB2																
B06-IFB2 Int In 2-IFB2																
B07-IFB2 Int In 3-IFB2																

Model 5422A Example Dante Controller Routing Screen showing IFB with Group A set for IFB (1-Int In) Operating Mode and Group B set for IFB (3-Int In) Operating Mode

## Model 5422A Example Dante Controller Routing Screen Images

Filter Transmitters: 5422

Filter Receivers: 5422

Receivers (1): ST-5422A-8f8945

Receiver	Transmitter	Routing
A01-Sw1 Norm On-Sw1	A01-Sw1 Audio-Sw1	
A02-Sw1 Norm Off-Sw1	A02-Sw1 Control-Sw1	
A03-Sw2 Norm On-Sw2	A03-Sw2 Audio-Sw2	
A04-Sw2 Norm Off-Sw2	A04-Sw2 Control-Sw2	
A05-Sw3 Norm On-Sw3	A05-Sw3 Audio-Sw3	
A06-Sw3 Norm Off-Sw3	A06-Sw3 Control-Sw3	
A07-Sw4 Norm On-Sw4	A07-Sw4 Audio-Sw4	
A08-Sw4 Norm Off-Sw4	A08-Sw4 Control-Sw4	
B01-Sw1 Out-Sw1	B01-Sw1 Audio 1-Sw1	
B02-Sw1-(Not Used)	B02-Sw1 Audio 2-Sw1	
B03-Sw1-(Not Used)	B03-Sw1 Control-Sw1	
B04-Sw1-(Not Used)	B04-Sw1-(Not Used)	
B05-Sw2 Out-Sw2	B05-Sw2 Audio 1-Sw2	
B06-Sw2-(Not Used)	B06-Sw2 Audio 2-Sw2	
B07-Sw2-(Not Used)	B07-Sw2 Control-Sw2	
B08-Sw2-(Not Used)	B08-Sw2-(Not Used)	

Model 5422A Example Dante Controller Routing Screen showing Default Channel Names with Group A set for Audio Switching (1-In/2-Out) and Group B set for Audio Switching (2-In/1-Out)