

StudioComm

Model 55 Central Controller / Model 56 Control Console

Monitoring and Communications for Audio Production Applications

The Model 55 Central Controller and the Model 56 Control Console are part of the StudioComm family of products. StudioComm equipment is used in audio production facilities that lack flexible monitoring and communications. Model 55 and Model 56 features include control room monitoring, meter output, integrated headphone (cue) system, and dub (copy) output. Communications functions include talk to headphones and slate. StudioComm products perform to a level rivaling most large consoles, while actually surpassing them in terms of flexibility. With these features, StudioComm products can dramatically increase production efficiency.

The Model 55 Central Controller and the Model 56 Control Console work together to provide the features and flexibility that help reduce the time and cost of audio production. A complete system consists of a rack-mounted central controller, a desktop control console, and one or more talent amplifiers. The Model 56 is connected to the Model 55 with a 5-pin, 5-conductor, MIDI-type cable. The units communicate using system exclusive MIDI messages.



Key Features:

- Four stereo inputs
- Three stereo outputs
- Talkback with built-in mic
- Up to four Model 35 Talent Amplifiers can be connected for headphone monitoring
- Downmix

Model 55 Central Controller

The Model 55 is the connection point for all audio inputs and outputs, and provides power for the Model 56 and the talent amplifiers. Front panel LEDs indicate the functional status of the Model 56 and the talent amplifiers, and data flow from the Model 56.

Four Stereo Line Inputs

The analog outputs of workstations, DAT recorders, optical CD recorders, CD players, cassette decks, or virtually any analog source can be connected to the Model 55's line inputs. The inputs accept balanced or unbalanced signals, and can be individually configured for either -10 dBV or +4 dBu operating levels. Each input can also be configured to accept a stereo or mono signal.

Control Room Output

The Model 55 provides a balanced stereo line level output for driving a power amplifier associated with control room monitor loudspeakers.





Dub Output

A balanced stereo line output is provided for dub (copy) use. The dub output can be switched between -10 dBV and $+4$ dBu operating levels.

Meter Output

The meter output provides a stereo line-level signal that “follows” the source(s) selected for the control room. The signal is not affected by the control room level circuitry, but does reflect the monaural function. The meter output is intended to be connected to VU- or PPM-type meter panels that contain series current-limiting resistors or input buffer amplifiers.

Headphone Output

The headphone (cue) output is designed to feed up to four StudioComm talent amplifier modules. The output is a 3-conductor XLR-type connector that provides power and left and right audio to the talent amplifiers. The Model 70 Interface is available to convert the talent amplifier output to separate left and right balanced line outputs.

Model 56 Control Console

The Model 56 provides a small but comfortable command center. All routing, switching, and level adjustment functions are located on the control console. Numerous LEDs provide complete status information. The Model 56’s unique configure mode provides extensive flexibility. The Model 56 contains an electret condenser microphone located near the top of the console for convenient wide-range voice pickup.

Control Room and Meter Outputs

Any one of the four line inputs can be sent to the control room and meter outputs. For special applications the system can be configured to allow two sources to be selected simultaneously. Level adjustment, mono, and configurable dim are provided for the control room output, while the meter output is only affected by the mono function.

Communications

Two communications functions, each with independent level control, are provided: talk to headphones and slate. Talk to headphones interrupts the headphone source and sends voice audio. Slate has two operating modes: sending voice to the dub output, or sending voice to the dub output and the headphone output.

Model 35 Talent Amplifier

Dub Output and Headphone Monitoring

Any one of the four line inputs can be independently sent to the dub and headphone (talent amplifier) outputs. Up to four Model 35 Talent Amplifiers can be connected to the Model 55 using a single 3-pin microphone-type cable; no external power source is needed. The Model 35 is a full-featured headphone amplifier module capable of driving high-impedance headphones ($> 150 \Omega$). The audio is loud and very clean.



Specifications

Model 55 Central Controller

Audio Inputs: 4, stereo

Connectors: ¼-inch, 3-conductor phone jacks

Type: electronically balanced, compatible with balanced or unbalanced signals

Impedance: 24 k ohms

Nominal Input Level: -10 dBV or +4 dBu

Control Room Output: 1, stereo

Type: electronically balanced

Maximum Output Level: +27 dBu into 10 k ohms, +26 dBu into 600 ohms

Frequency Response: 10 Hz-40 kHz +0/-0.5 dB (down 1 dB @ 80 kHz)

Distortion (THD+N): 0.03%

S/N Ratio: 87 dB (20 Hz-20 kHz)

Dub Output: 1, stereo

Type: electronically balanced

Nominal Output Level: -10 dBV or +4 dBu

Maximum Output Level: +27 dBu into 10 k ohms, +26 dBu into 600 ohms

Frequency Response: 10 Hz-40 kHz +0/-0.5 dB (down 1 dB @ 70 kHz)

Distortion (THD+N): 0.004%

S/N Ratio: 92 dB (20 Hz-20 kHz)

Meter Output: 1, stereo

Type: unbalanced

Nominal Output Level: +4 dBu

Maximum Output Level: +21 dBu into 10 k ohms

Frequency Response: 10 Hz-40 kHz +0/-0.5 dB (down 1 dB @ 70 kHz)

Distortion (THD+N): 0.004%

S/N Ratio: 92 dB (20 Hz-20 kHz)

Talent Amplifier Output: provides power and audio signals for up to four Model 35 Talent Amplifiers

AC Mains Requirement: 100, 120, or 220/240 V, ±10%, factory configured, 50/60 Hz

Dimensions (Overall):

19.00 inches wide (48.3 cm)

1.72 inches high (4.4 cm)

8.75 inches deep (22.2 cm)

Mounting: one space in a standard 19-inch rack

Weight: 8.5 pounds (3.9 kg)

Model 56 Control Console

Output Data: generates MIDI system-exclusive messages

Internal Microphone: electret condenser

Dimensions (Overall):

7.2 inches wide (18.3 cm)

2.2 inches high (5.6 cm)

5.4 inches deep (13.7 cm)

Weight: 1.7 pounds (0.8 kg)

Model 35 Talent Amplifier

Load: intended for connection to one or two pairs of headphones with total impedance of 75 ohms or greater

Maximum Output Voltage: 16 V peak-to-peak into 150 ohms @ 1% THD+Noise

Distortion (THD+N): 0.03%

Frequency Response: 20 Hz-20 kHz ±0.5 dB

Dimensions (Overall):

4.2 inches wide (10.7 cm)

2.0 inches high (5.1 cm)

5.3 inches deep (13.5 cm)

Weight: 0.8 pounds (0.4 kg)

Specifications subject to change without notice.

Studio Technologies, Inc.

Skokie, Illinois USA

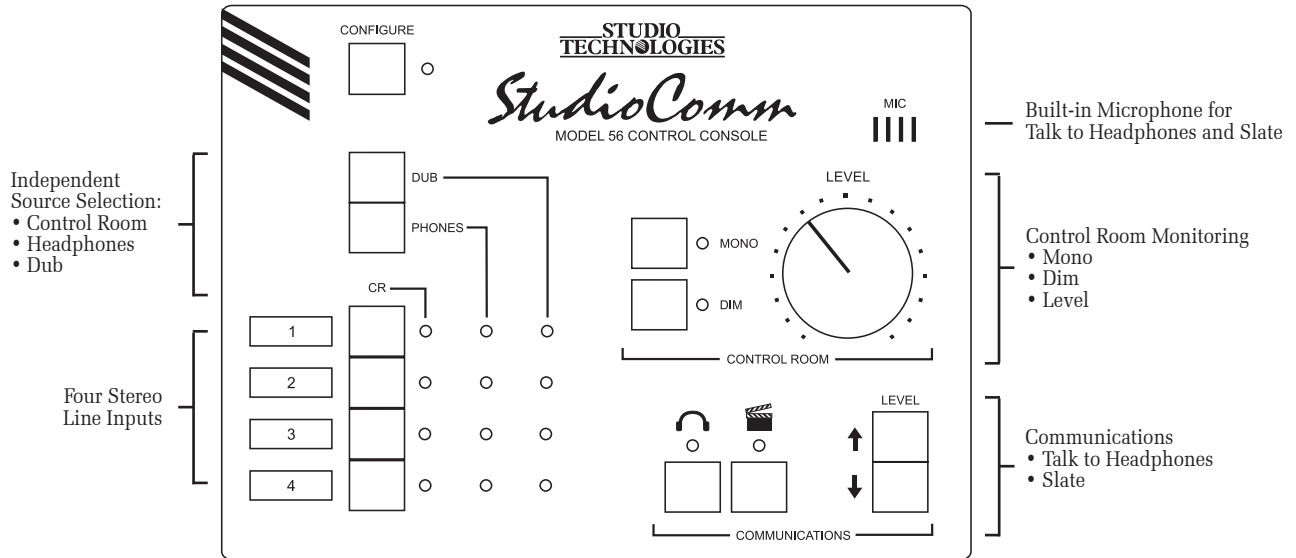
+1 847-676-9177

© by Studio Technologies, Inc.,

September 2009

www.studio-tech.com

Many Features are User Configurable



Independent Source Selection:
 • Control Room
 • Headphones
 • Dub

Four Stereo Line Inputs

Built-in Microphone for Talk to Headphones and Slate

Control Room Monitoring
 • Mono
 • Dim
 • Level

Communications
 • Talk to Headphones
 • Slate

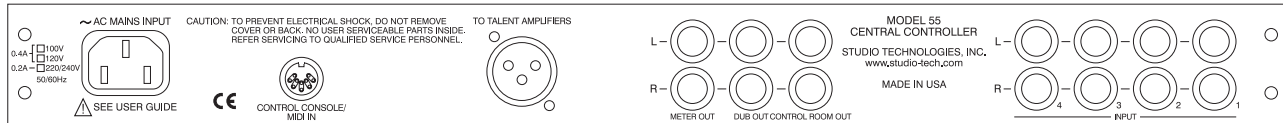
Model 56 Control Console Front Panel

Model 55 Central Controller Front Panel



Status Indicators

Model 55 Central Controller Back Panel



AC Mains Connection

To/From Model 56 Control Console

Output to Talent Amplifiers

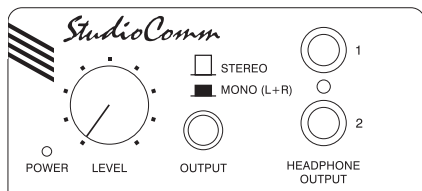
Meter Output

Control Room Output

Dub Output

Stereo Line Inputs 1 - 4

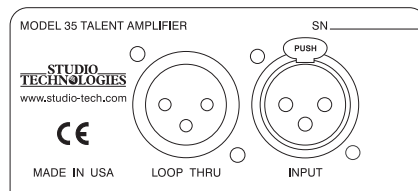
Model 35 Talent Amplifier Front and Back Panels



Headphone Output Level Control

Switch between Stereo and Mono (L+R) Output

Two Headphone Outputs



Connects to additional Model 35 Talent Amplifiers

Connects to Model 55 or another Talent Amplifier's Loop Thru Connector

STUDIO TECHNOLOGIES INC.

www.studio-tech.com