



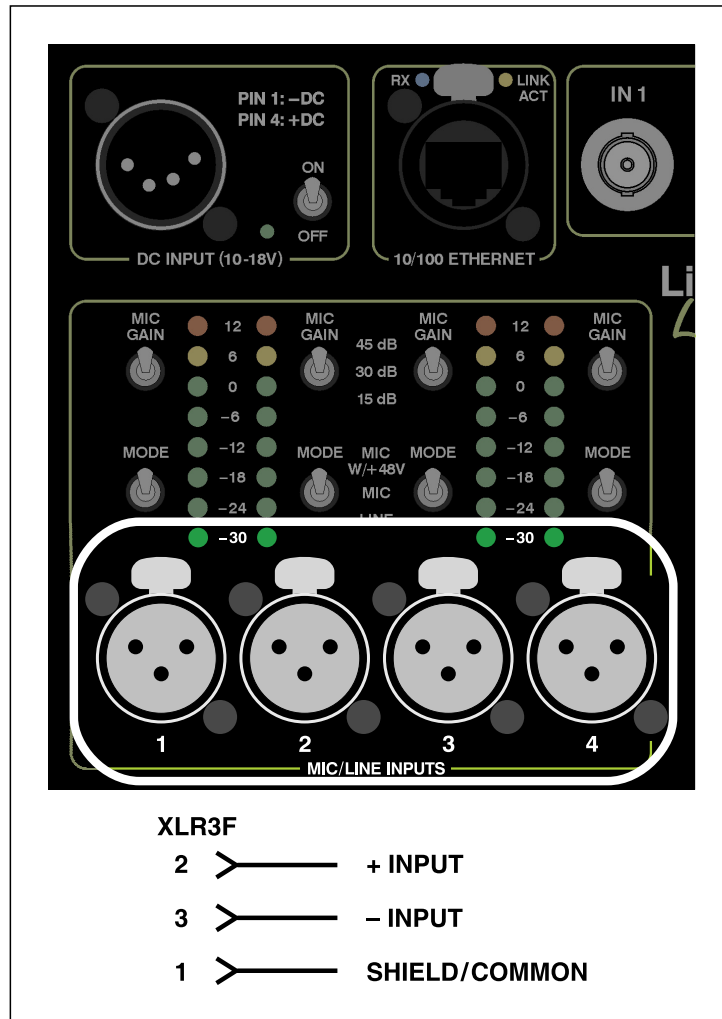
Connection Details for:

**Live-Link™ Camera End Unit
(Order Codes: LL-3G-CA-031 and LL-3G-CA-032)**

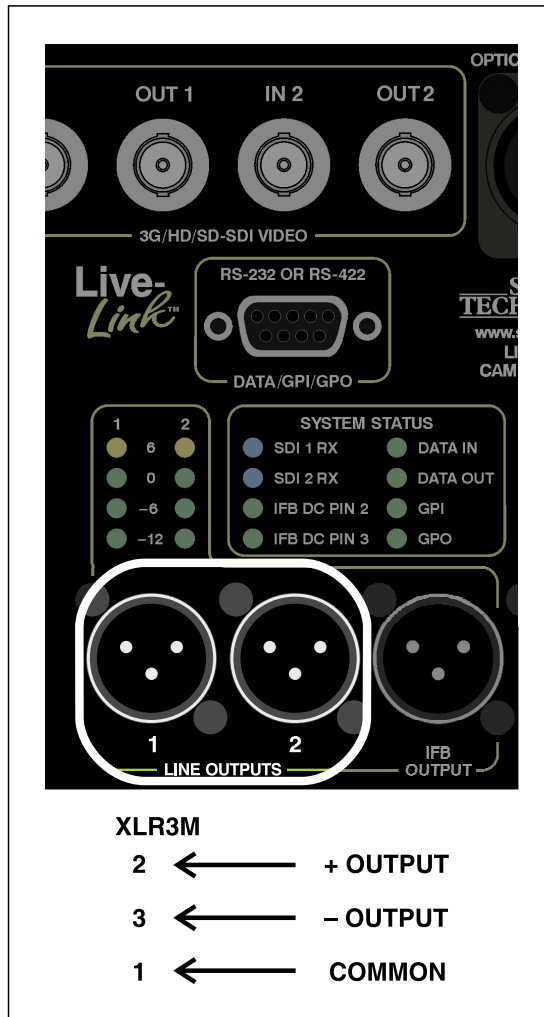
**Live-Link Control Room Unit
(Order Codes: LL-3G-CR-031 and LL-3G-CR-032)**

and Model 36 Talent Interface

Live-Link Camera End Unit – Mic/Line Inputs 1-4




Live-Link Camera End Unit – Line Outputs 1-2



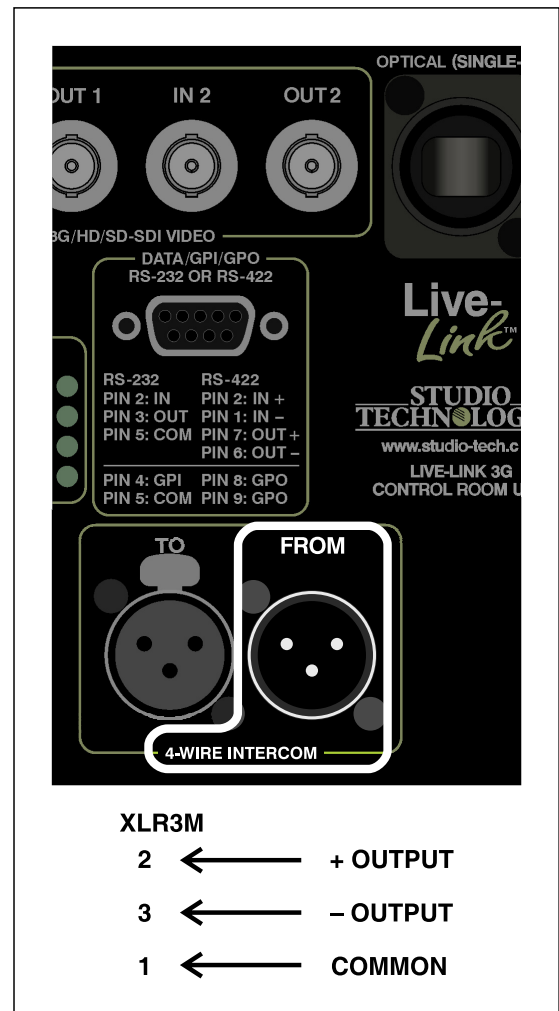
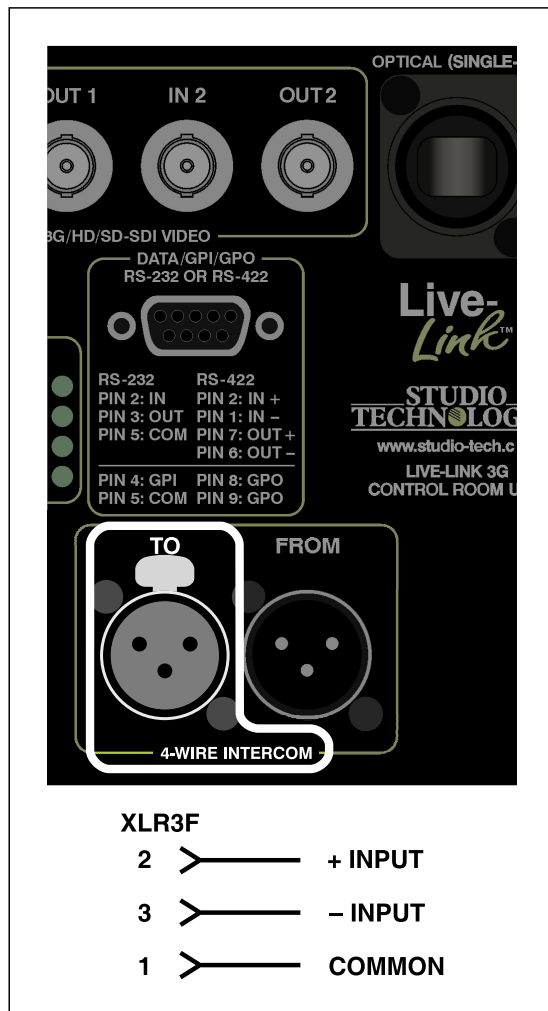
Live-Link Camera End Unit – IFB Output



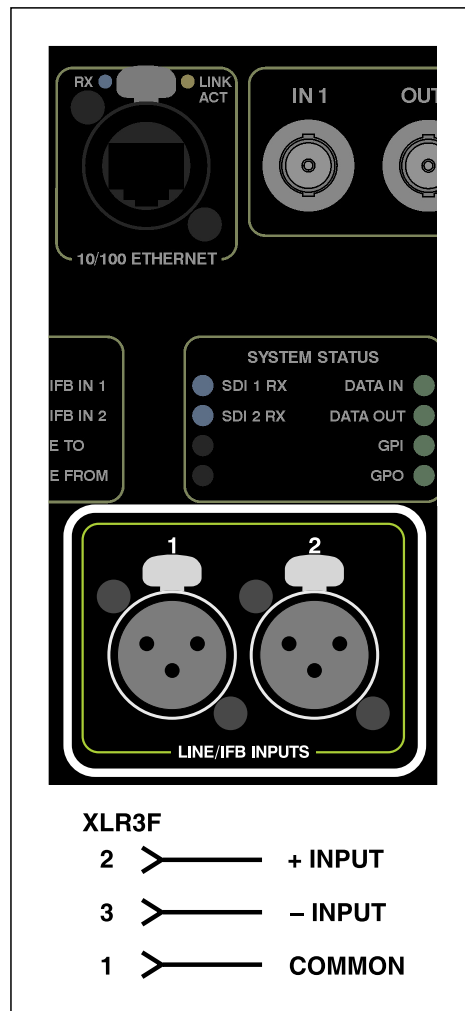
Live-Link Camera End Unit – 4-Wire Intercom



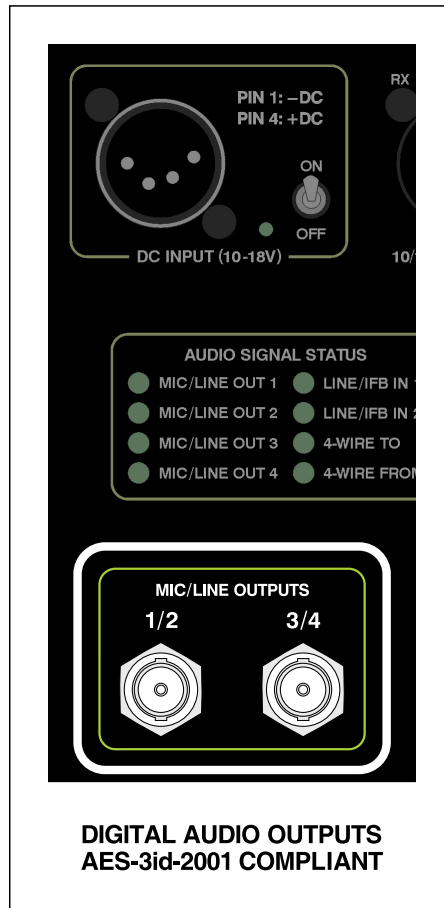
Control Room Unit – To 4-Wire Intercom and From 4-Wire Intercom



Control Room Unit – Line/IFB Inputs 1-2



Control Room Unit – Mic/Line Outputs 1/2, 3/4



Control Room Unit and Camera End Unit – Data/GPI/GPO

Control Room Unit shown. Connections are the same for Camera End Unit.

**DATA/GPI/GPO
RS-232 OR RS-422**

RS-232	RS-422
PIN 2: IN	PIN 2: IN +
PIN 3: OUT	PIN 1: IN -
PIN 5: COM	PIN 7: OUT +
	PIN 6: OUT -
PIN 4: GPI	PIN 8: GPO
PIN 5: COM	PIN 9: GPO

TO FROM

4-WIRE INTERCOM

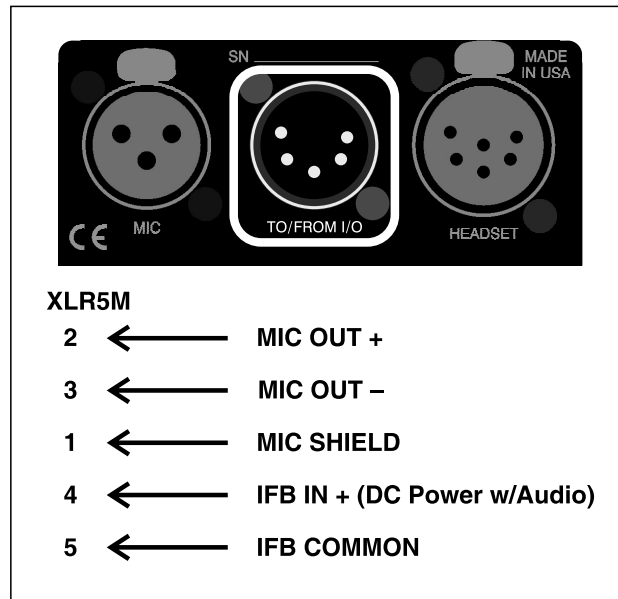

**RS-232 OR RS-422 DATA, GPI,
AND GPO CONNECTIONS**

**DE9F PANEL MOUNT
(MATES WITH CABLE-MOUNTED DE9M)**

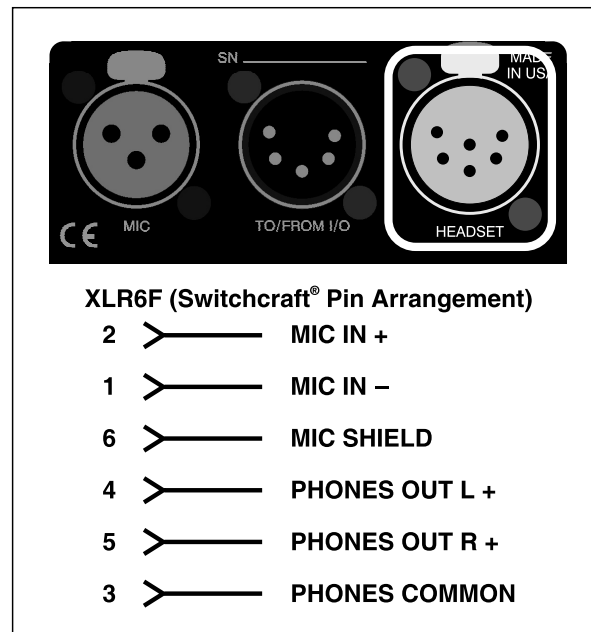
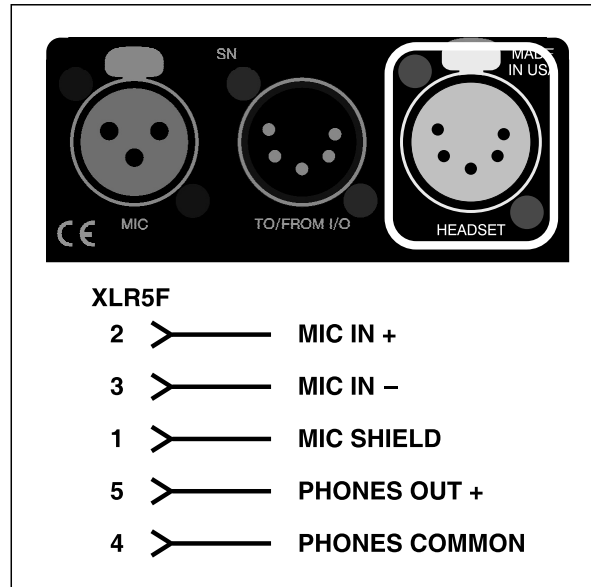
RS-232	RS-422
PIN 2: IN	PIN 2: IN +
PIN 3: OUT	PIN 1: IN -
PIN 5: COM	PIN 7: OUT +
	PIN 6: OUT -
PIN 4: GPI	PIN 8: GPO
PIN 5: COM	PIN 9: GPO

**ONLY ONE DATA PATH IS PROVIDED!
INTERFACE CABLE TO BE WIRED
TO SUPPORT EITHER RS-232 OR RS-422.**

Model 36 Talent Interface – Mic Input and To/From I/O



Model 36 Talent Interface – Model 36-5 Headset Connector (5-Pin) and Model 36-6 Headset Connector (6-Pin)



Model 36 Talent Interface – Model 36-7 Headset Connector (7-Pin) and Headphone Outputs

