



Model 370 Intercom Beltpack

Configuration Guide

This Configuration Guide is applicable for the following serial numbers: M370-00151 and later with application firmware 1.1 and later and Dante firmware 1.0 (Ultimo 2.2.2.5) and later



SW1 – Mic Preamp Gain



Low



High

SW2 – Headphone Dual-Channel/Mono



Dual-Channel



Mono (sums Ch1 & Ch2 to both outputs)

SW3 – Channel 1 Button Mode

System Mode Configured for Intercom



Hybrid (press and hold to enable, tap to latch)



Push to Talk

System Mode Configured for On-Air



Latching



Push to Mute

SW4 – Channel 2 Button Mode



Hybrid (press and hold to enable, tap to latch)



Push to Talk

SW5 – System Mode








Intercom



On-Air

Headset Connector Pinout

XLR5F

- | | | |
|---|---|------------------------|
| 1 |  | MIC IN - / SHIELD |
| 2 |  | MIC IN + |
| 3 |  | PHONES COM |
| 4 |  | PHONES OUT CH1 / LEFT |
| 5 |  | PHONES OUT CH2 / RIGHT |