



# Model 211

## Announcer's Console

### Configuration Guide

This Configuration Guide is applicable for the following serial numbers:  
M211-00151 and later



**Model 211 Configuration Settings**  
For full documentation go to [www.studio-tech.com](http://www.studio-tech.com)

**Main Button**

- ▼▼ Push to Mute
- ▲▼ Push to Talk
- ▼▲ Latching
- ▲▲ Hybrid

**Talkback Button**

- ▼ Push to Talk
- ▲ Hybrid

**Headphone Controls**

- ▼ Level/Level
- ▲ Level/Balance

**Headphone Reverse**

- ▼ Normal
- ▲ Reverse

**Headphone Minimum**

- ▼ -40 dB
- ▲ Full Mute

**Main Output Source**

- ▼ Mic Preamplifier
- ▲ Compressor

**System Mode**

- ▼ On-Air
- ▲ Production

**Phantom Power (P48)**

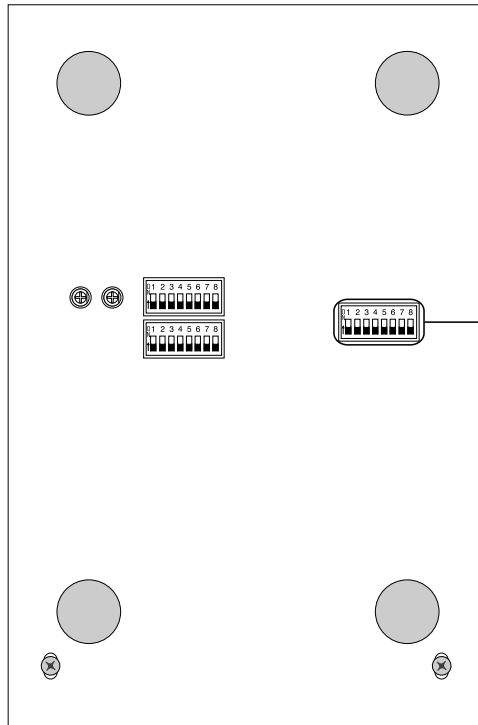
- ▼ Off
- ▲ On

**Headphone Stereo/Mono**

- ▼ Stereo
- ▲ Mono

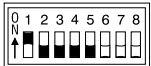
**STUDIO TECHNOLOGIES**  
[www.studio-tech.com](http://www.studio-tech.com) 32125 Rev A

## Model 211 Bottom Panel



Switch SW1 Settings  
Detailed Below

### SW1-1 through SW1-5 – Mic Preamp Gain



20 dB



30 dB



40 dB



50 dB

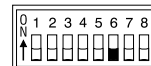


60 dB

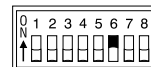


0 dB (no gain)

### SW1-6 – Headphone Stereo/Mono

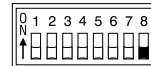


Stereo

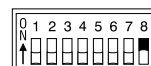


Mono (sums L+R)

### SW1-8 – Phantom Power (P48)



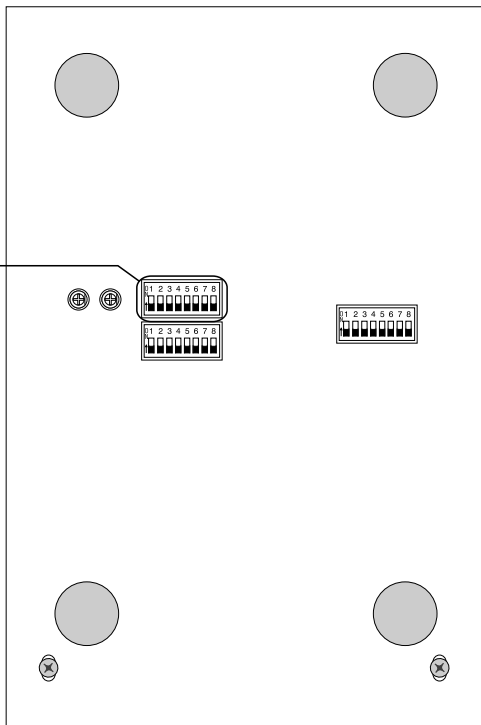
Off



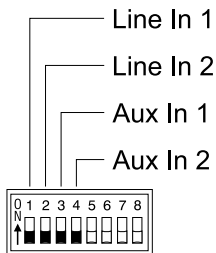
On

## Model 211 Bottom Panel

Switch SW2 Settings  
Detailed Below

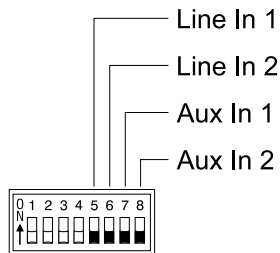


### SW2-1 through SW2-4 – Left Channel Headphone Source Selection



On to enable source; multiple sources will sum

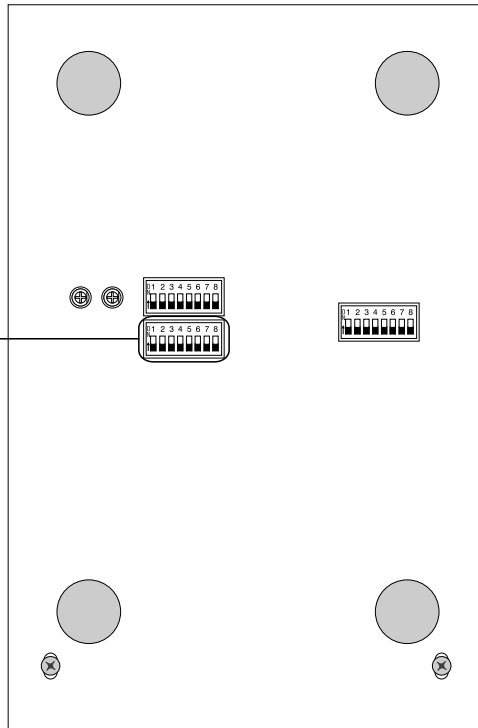
### SW2-5 through SW2-8 – Right Channel Headphone Source Selection



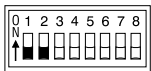
On to enable source; multiple sources will sum

## Model 211 Bottom Panel

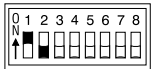
Switch SW3 Settings  
Detailed Below



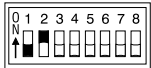
### SW3-1 and SW3-2 – Main Button Mode



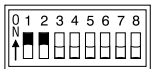
Push to mute (“cough”)



Push to talk

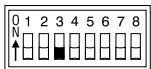


Alternate action (“latching”)

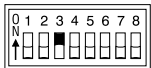


Hybrid (press and hold to enable, tap to latch)

### SW3-3 – Talkback Button Mode



Push to talk

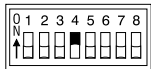


Hybrid (press and hold to enable, tap to latch)

### SW3-4 – Headphone Control Mode

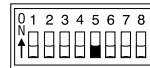


Dual channel (“level/level”)

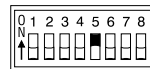


Stereo (“level/balance”)

### SW3-5 – Headphone Control Operation

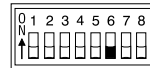


Normal

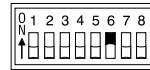


Reverse left/right

### SW3-6 – Headphone Output Minimum Level

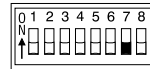


–40 dB

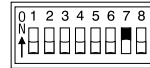


Full mute

### SW3-7 – Main Output Source

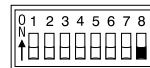


Mic preamplifier

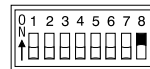


Compressor

### SW3-8 – System Mode



On-air (talkback output status impacts main output status)



Production (talkback output status does not impact main output status)