



Model 210

Announcer's Console

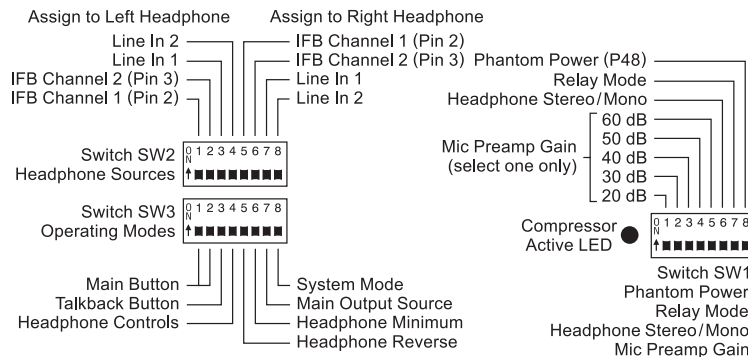
Configuration Guide

This Configuration Guide is applicable for the following serial numbers:
M210-01151 and later



Model 210 Configuration Settings

For full documentation go to www.studio-tech.com



Main Button
 ▼▼ Push to Mute
 ▲▼ Push to Talk
 ▼▲ Latching
 ▲▲ Hybrid

Talkback Button
 ▼ Push to Talk
 ▲ Hybrid

Headphone Controls
 ▼ Level/Level
 ▲ Level/Balance

Headphone Reverse
 ▼ Normal
 ▲ Reverse

Headphone Minimum
 ▼ -40 dB
 ▲ Full Mute

Main Output Source
 ▼ Mic Preamplifier
 ▲ Compressor

System Mode
 ▼ On-Air
 ▲ Production

Phantom Power (P48)
 ▼ Off
 ▲ On

Relay Mode*
 ▼ Follows Main Out
 ▲ Follows Talkback Out

Headphone Stereo/Mono
 ▼ Stereo
 ▲ Mono

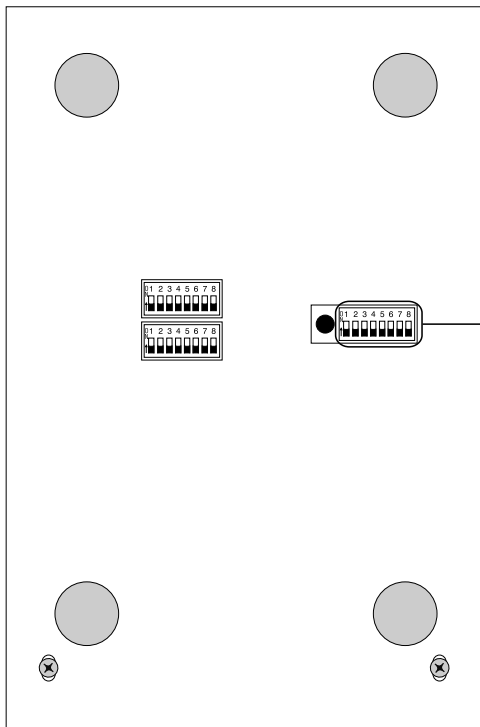
* Relay function provided only on units with serial numbers M210-01151 and later.

STUDIO TECHNOLOGIES

www.studio-tech.com

31049 Rev A

Model 210 Bottom Panel



Switch SW1 Settings
Detailed Below

SW1-1 through SW1-5 – Mic Preamp Gain



20 dB



30 dB



40 dB



50 dB

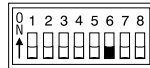


60 dB

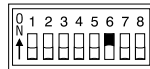


0 dB (no gain)

SW1-6 – Headphone Stereo/Mono

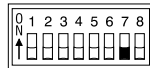


Stereo

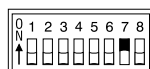


Mono (sums L+R)

SW1-7 – Relay Mode

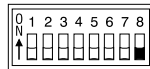


Follows main output status

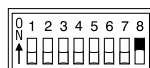


Follows talkback output status

SW1-8 – Phantom Power (P48)



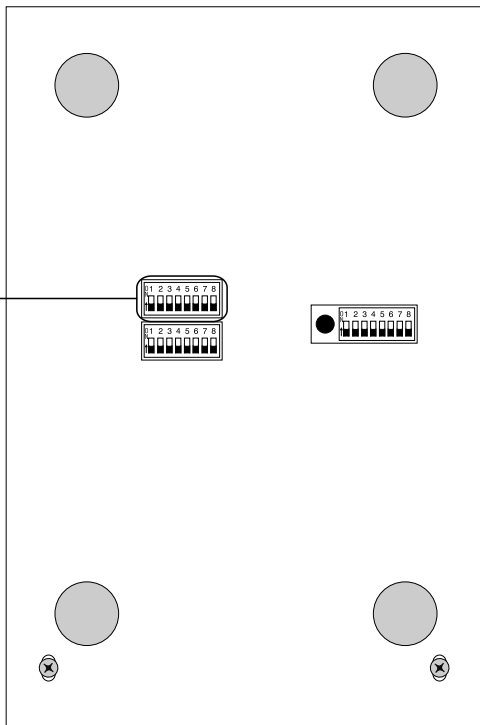
Off



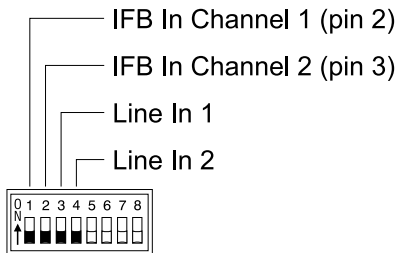
On

Model 210 Bottom Panel

**Switch SW2 Settings
Detailed Below**

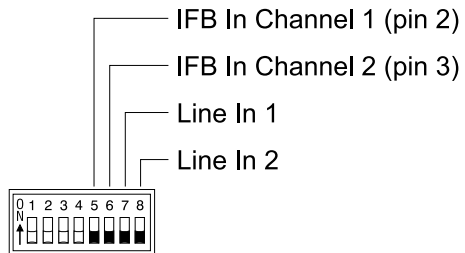


SW2-1 through SW2-4 – Left Channel Headphone Source Selection



On to enable source; multiple sources will sum

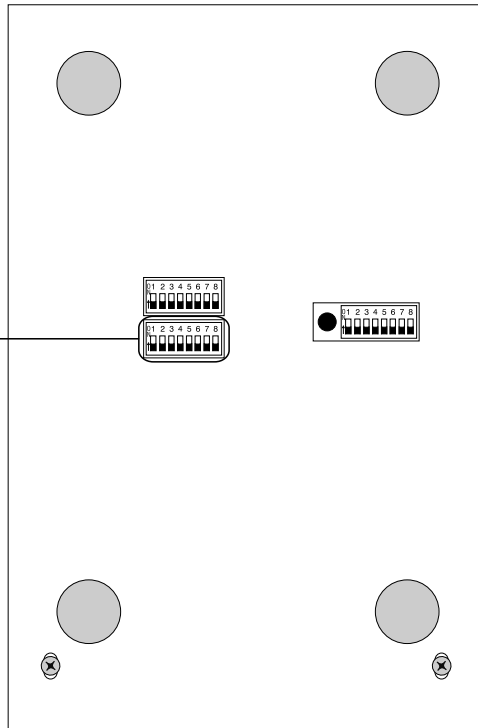
SW2-5 through SW2-8 – Right Channel Headphone Source Selection



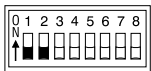
On to enable source; multiple sources will sum

Model 210 Bottom Panel

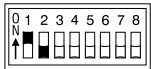
Switch SW3 Settings
Detailed Below



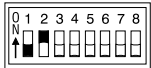
SW3-1 and SW3-2 – Main Button Mode



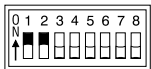
Push to mute (“cough”)



Push to talk

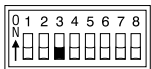


Alternate action (“latching”)

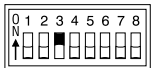


Hybrid (press and hold to enable, tap to latch)

SW3-3 – Talkback Button Mode

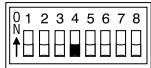


Push to talk

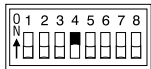


Hybrid (press and hold to enable, tap to latch)

SW3-4 – Headphone Control Mode

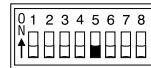


Dual channel (“level/level”)

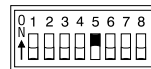


Stereo (“level/balance”)

SW3-5 – Headphone Control Operation

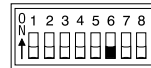


Normal

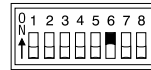


Reverse left/right

SW3-6 – Headphone Output Minimum Level

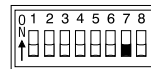


–40 dB

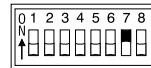


Full mute

SW3-7 – Main Output Source

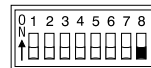


Mic preamplifier

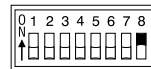


Compressor

SW3-8 – System Mode



On-air (talkback output status impacts main output status)



Production (talkback output status does not impact main output status)