



Model 216

Announcer's Console

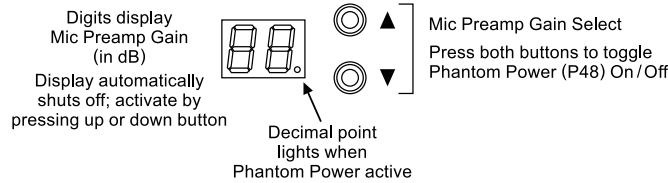
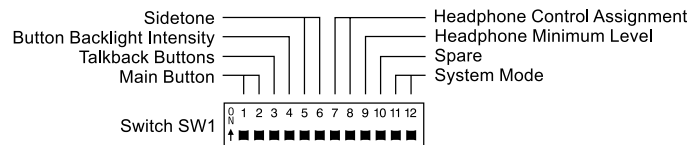
Configuration Guide

This Configuration Guide is applicable for the following serial numbers:
M216-00151 and later
with application firmware 1.3 and later and
Dante firmware 2.0.0 (Ultimo 3.10.1.12) and later



Model 216 Announcer's Console Configuration Settings

For full documentation go to www.studio-tech.com



Main Button (1, 2)

- ▼▼ Push to Mute
- ▲▼ Push to Talk
- ▼▲ Latching
- ▲▲ Hybrid

Talkback Buttons (3)

- ▼ Push to Talk
- ▲ Hybrid

Button Backlight Intensity (4)

- ▼ Low
- ▲ High

Sidetone (5, 6)

- ▼▼ Off
- ▲▼ Main Button
- ▼▲ Talkback Buttons
- ▲▲ Main & Talkback Buttons

Headphone Operating Mode (7, 8)*

- C1 C2 C3
-
- ▼▼ C1: Ch 1 → L / Ch 2 → R
C2: Ch 3 → L / Ch 4 → R
C3: Sidetone
 - ▲▼ C1: Ch 1 → L / Ch 2 → R
C2: L / R Balance
C3: Sidetone
 - ▼▲ C1: Ch 1 → L & R
C2: Ch 2 → L & R
C3: Ch 3 → L / Ch 4 → R
 - ▲▲ C1: Ch 1 → L
C2: Ch 2 → R
C3: Ch 3 → L / Ch 4 → R

Headphone Minimum Level (9)

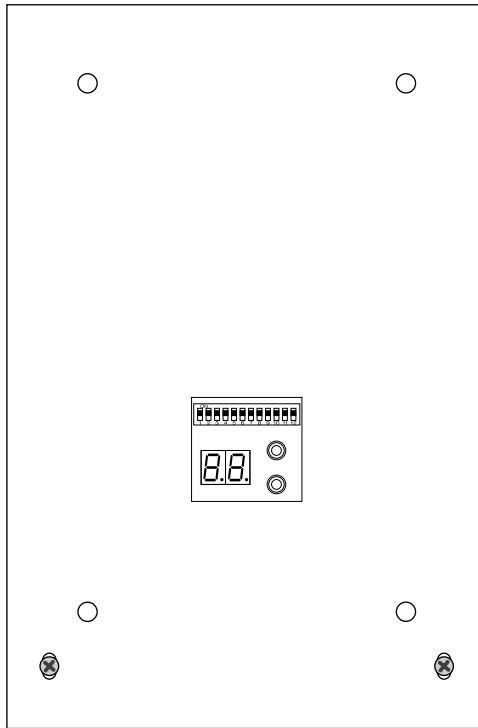
- ▼ -40 dB
- ▲ Full Mute

System Mode (11, 12)

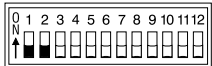
- ▼▼ On-Air
- ▲▼ Production with Dim
- ▼▲ Production
- ▲▲ Reserved

* Applies to units with application firmware 1.3 and later.

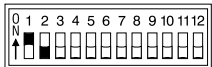
Model 216 Bottom Panel



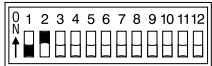
SW1-1 and SW1-2 – Main Button



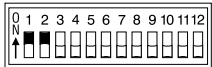
Push to mute (“cough”)



Push to talk



Latching (alternate action)



Hybrid (press and hold to enable, tap to latch)

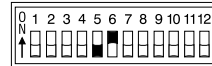
SW1-5 and SW1-6 – Sidetone



Off (no sidetone)



Main button controls sidetone

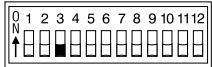


Talkback buttons control sidetone

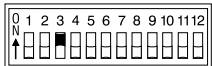


Main and talkback buttons control sidetone

SW1-3 – Talkback Buttons



Push to talk



Hybrid (press and hold to enable, tap to latch)

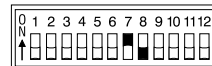
SW1-7 and SW1-8 – Headphone Operating Mode



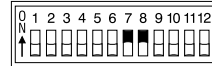
C1: Ch 1 → L / Ch 2 → R
C2: Ch 3 → L / Ch 4 → R
C3: Sidetone



C1: Ch 1 → L / Ch 2 → R
C2: L/R Balance
C3: Sidetone

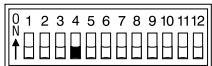


C1: Ch 1 → L & R
C2: Ch 2 → L & R
C3: Ch 3 → L / Ch 4 → R

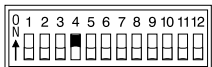


C1: Ch 1 → L
C2: Ch 2 → R
C3: Ch 3 → L / Ch 4 → R

SW1-4 – Button Backlight Intensity

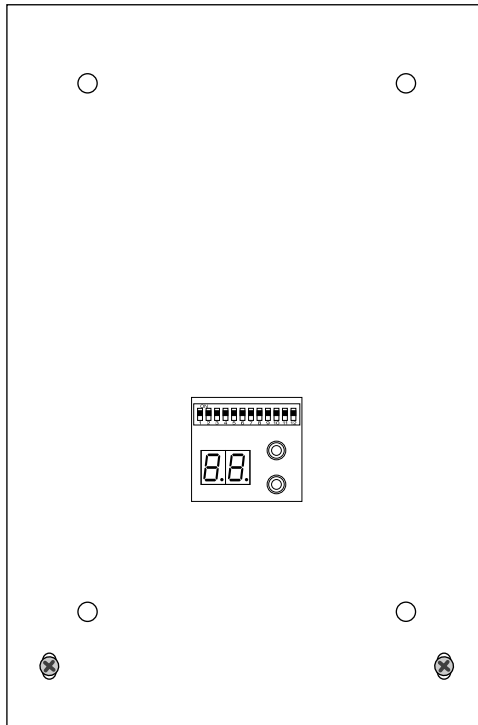


Low

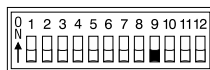


High

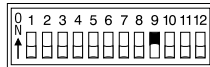
Model 216 Bottom Panel



SW1-9 – Headphone Minimum Level

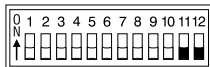


-40 dB

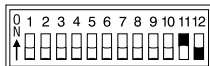


Full mute

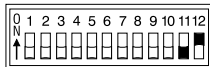
SW1-11 and SW1-12 – System Mode



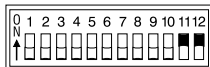
On-Air (talkback status impacts main out status)



Production with Dim (talkback status does not impact main out status; headphone out dims during talk)



Production (talkback status does not impact main out status)



Reserved